

CBS

Colegio Bautista Shalom



English

Sixth grade

Unit Two

INDEX

Week 1

Vacations plans

Week 2

Knowing places

Week 3

Yard sale Shalom

Week 4

Do Chores

Week 5

Who were they?

Week 6

Writing and discuss

Week 7

Lets cook

Week 8

Oral presentation

Worksheets



VACATIONS PLANS

WEEK 1

LESSON 1

Warm up: Look the action and guess.

Wh-questions	To ask for	Example
What	An object	What is this?
Where	A place	Where do you go?
Who	A person	Who is that woman?
When	Time	When is your birthday?
Why	An explain	Why are you happy?
How	Someone's state or the way something is done.	How do you feel



Example:

When is your next vacation? My next vacation is going to be next week.

Where are you going to go on vacation? I am going to go to Italy.

How long are you going to be on vacation? I am going to be on vacation for two weeks.

What things are you going to need? I am going to need glasses, bathing suit, sandals, hat, etc.

Who are you going to go with? I am going to go with my dad, my mother, my brother and my boyfriend.

What are you going to bring back? I am going to bring souvenirs to my friends.

What are you going to eat? I am going to eat spaghetti.

Activity # 1

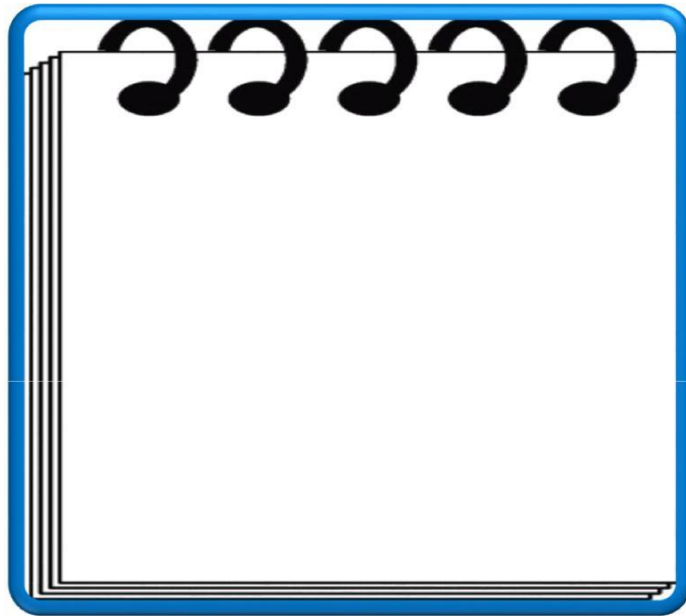
Instructions: Comment about your "dream" vacation.

Activity 2

Instructions: Write on a sheet of paper the names place from your "dream " vacation. Make a mural with them.

Activity 3

Instructions: According to the examples take some information and write the most important in your notebook.



Evaluation: Compare with your classmates your information..

MY " DREAM" VACATION

LESSON 2

Warm up: Play broken telephone.

I am going to Hollywood.

I am going to go with my wife.

We are going to be on vacation 1 month.

We are going to eat many hamburgers.

We are going to need a lot money.

We are going to bring back videogames.



Activity 1

Instructions: Draw a picture from the place from your dream vacations and answer the questions.

When is your next vacation? _____.

Where are you going to go on vacation? _____.


How long are you going to be on vacation? _____.

What things are you going to need? _____.

Who are you going to go with? _____.

What are you going to bring back? _____.

What are you going to eat? _____.



Activity 2

Instructions: Fill with some information about one member of your family.

When Is your next vacation? _____.

Where are you going to go on vacation? _____.

How long are you going to be on vacation? _____.

What things are you going to need? _____.

Who are you going to go with? _____.

What are you going to bring back? _____.

What are you going to eat? _____.

Evaluation: Check the exercise.

KNOWING NEW PLACES

Week 2

LESSON 3 - 4

Warm up: Guess cities in English.



		
Eiffel Tower	Saint Basil's Cathedral	Coliseum
		
Big Ben	Acropolis	Hagia Sofia

WHAT IS YOUR CELL PHONE NUMBER?

Week 3

Lesson 7

Warm up: Put in order the words and make sentences.



Tips: After number 12, all number end in teen.
 Numbers: and 15 work the same way, but have a little change. Three becomes Third and five becomes fif.

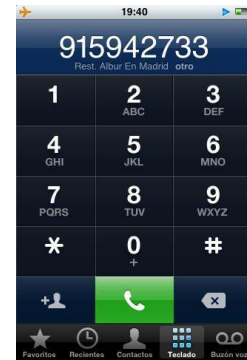
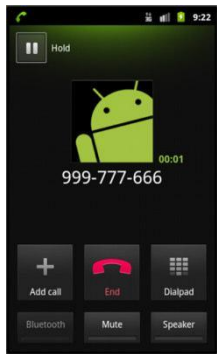
One , two, three, four, five, six ,seven, eight,
 Nine, ten, Eleven, twelve, thirteen, fourteen,
 Fifteen, sixteen, seventeen, eighteen nineteen
 Twenty.

Examples: My cell phone number is
 Seven, three, six, four, eight, two, one, four and yours?
 My cell phone number is
 Two, three, four, five, six seven, eight, nine.



Activity 1

Instructions: Read and spell the following cell phone numbers.



Activity # 2

Instructions: Let's practice the rhyme.



One for sorrow,
two for joy,
three for a girl, four for a boy, five
for silver, six for gold, seven for a
secret, never to be told, eight for a
wish, nine for a kiss,
ten for a time of joyous bliss



Evaluation: Say the rhyme by lines.

YARD SALE

Lesson 8

Warm up: Spell your cell number to three classmates.

Tips: Numbers 20, 30, 40, 50, 60, 70, 80, 90 = inty.

Example: Three+ty=

Thirty. Four+ty= Forty

Six+ty=Sixty

Tips: Numbers 100, 200, 300, 400,

500, 600, 700, 800, 900 in hundred

Examples: one hundred, two hundred.



Examples:

Rosy and her family have a yard sale. They have good prices.

How much the TV?

It's two hundred and twenty five.

How much the sofa?

It's fifty.

How much the skateboard?





It's thirty two.

How much the computer?

It's four hundred.

Activity 1

Instructions: Choose three objects from the Rosy's yard sale, draw and write the price.



Activity # 2

Instructions: Let's repeat the table of six.



Multiplication table of six.

six times one are six
 six times two are twelve six
 times three are eighteen six
 times four are twenty four
 six times five are thirty
 six times six are thirty six six
 times seven are forty two six
 times eight are forty eight
 six times nine are fifty four
 six times ten are sixty



Evaluation: Take turns to repeat the table.

Homework: Make a flashcard from our yard sale with price your teacher say you.

YARD SALE SHALOM

WEEK 3

LESSON 5

Warm up: Listen the addition and guess.

Activity 1

Instructions: The Ss. Have to put in a special place their flashcard. The half of the class have to buy some objects and have write their report about the shopping.



Evaluation: Check the activity.

PRESENT TENSE STATEMENTS

LESSON 6

Warm up: Spell numbers.

This is my family. My wife and I live in the suburbs.
We drive to work, but we don't drive together. We have
Two cars. My parents live in the country. My father drives
To work. My mother doesn't work because she's retired now.
My sister has an apartment in the city. She lives alone.
She walks to work. She doesn't have a car.



REGULAR VERBS

I, you, we, they **live**.

I, you we, they **don't live**.

He, she **lives, takes, walks, lives**
,speaks, eats, reads, jumps, sleeps.

IRREGULAR VERBS

Has, goes, does, bought, spoke, sang, swan.

Activity 1

Instructions: Complete Maria`s sentences with the correct verb form.

I _____ (live – lives) with my parents.

We _____ (live – lives) downtown.

My parents _____ (has – have) an apartment.

I _____ (walk – walks) to work.

My mother _____ (doesn't – don't) walk to work.

She _____ (uses- use) public transportation.

She _____ (take – takes) the subway.

Activity 2

Instructions: Write something about your family.

Personal pronoun	Verb	Complement

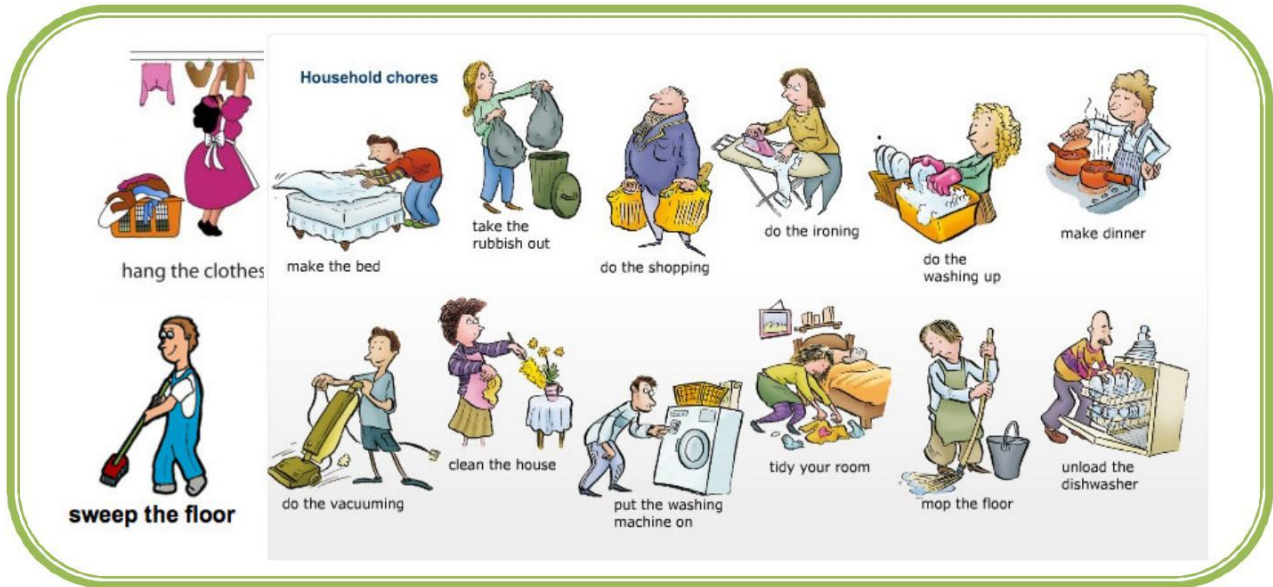
Evaluation: Catch the ball and read a sentence.

DO CHORES

WEEK 4

LESSON 7

Warm up: Look the action and guess.



Examples: In my family everybody help with the household chores.

My dad mops the floor.

My mom makes a dinner.

My older brother sweeps the floor.

My younger sister does the washing up.

And I make the beds.

Activity 1

Instructions: Write a text follow the example be creative.

My dad _____.

My mom _____.

My brother _____.

My sister _____.

My grandma _____.

And I _____.



Activity 2

Instructions: Make groups. Imagine that you invited to ten classmates to your house but they didn't know that you have a plan for them, write a household chores.

NAMES	HOUSEHOLD CHORES

Activity 3

Instructions: Read your notes.

Evaluation: Take turns to read the chores.

Homework: Make a chore chart, with different materials, you have to help in your house with some chores, make a tick every day if you did and X if you didn't.



CHORE CHART

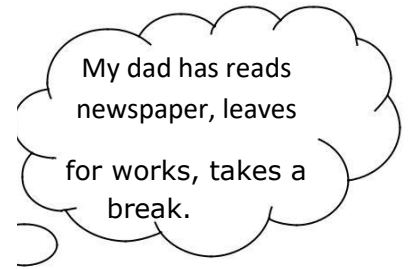
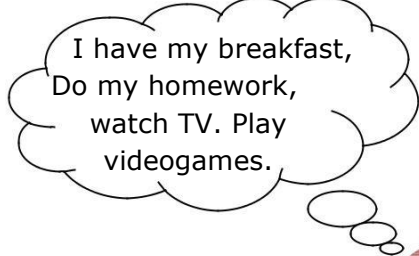
CHORE LIST	monday	tuesday	wednesday	thursday	friday	saturday	sunday
TOTALS:							



PRESENT TENSE QUESTIONS

LESSON 8

Warm up: Sing the song hockey pokey.



Examples:

What time do you have a breakfast? At 6:00 o'clock.

Do your father read the newspaper? Yes he reads the newspaper.

Do you watch TV in the evening? Yes I watch TV in the evening.

Do your dad take a break? Yes he takes a break.

Does Carlos have a dinner in the afternoon? No he has a dinner at night.

Activity 1

Instructions: Read and answer the questions about you.

Do you have a breakfast in your house? _____.

Does your dad read the newspaper on weekends? _____.

Does your mother take a break in the afternoon? _____.

Do you watch TV every afternoons? _____.

Does your brother / sister do the homework? _____.


Activity 2

Instructions: Write 5 sentences about your schedule.

SCHEDULE

Activity 3

Instructions: Look at the picture and write in your notebook the most difficult activities for you.



Evaluation: Sing the song. This the way.

WHO WERE THEY?

WEEK 5

Lesson 9


Warm up: Look the short role play and comment.

Past Simple: Be

Affirmative	Negative	Question
I / He / She / It was	I / He / She / it wasn't	Was I / He / She / It...?
You / We / They were	You / We / They weren't	Were you / We / They

There are two forms of the past tense for be: was and were
 Was is the past tense of am and is. Were is the past tense of are.
 Wasn't = was not weren't = were not
 Expressions: Last night, yesterday, Last month, last week, yesterday afternoon. Last weekend.

Examples:



Who was him?
 He was the king David.



Who was him?
 He was governor.



Who was him?
 He was a follower.

Examples:

He was at the office all day yesterday.

My brothers were tired last night.

I was happy yesterday.

I wasn't late for school yesterday morning.

Activity 1

Instructions: Write the correct verb to in past.

I _____ very happy yesterday.

She _____ sick last week.

They _____ at the park last week.

We _____ late for the school.

The Creation of the World

1 In the beginning, God created the heavens and the earth. **2** The earth was without form and void, and darkness was over the face of the deep. And the Spirit of God was hovering over the face of the waters.

3 And God said, "Let there be light," and there was light. **4** And God saw that the light was good. And God separated the light from the darkness. **5** God called the light Day, and the darkness he called Night. And there was evening and there was morning, the first day. **6** And God said, "Let there be an expanse in the midst of the waters, and let it separate the waters from the waters." **7** And God made the expanse and separated the waters that were under the expanse from the waters that were above the expanse. And it was so. **8** And God called the expanse Heaven. And there was evening and there was morning, the second day. **9** And God said, "Let the waters under the heavens be gathered together into one place, and let the dry land appear." And it was so. **10** God called the dry land Earth, and the waters that were gathered together he called Seas. And God saw that it was good.



Evaluation: Listen to your teacher and complete the sentences.

THE WILSON'S PARTY

LESSON 10

Warm up: How was God feel with his creation?

Negative		
I / He / She / it wasn't		
You / We / They weren't		
Affirmative	Negative	Question
I / You / We / They Slept	I/ you/We/They didn't sleep.	I/ you / We / They Did sleep?
He / She / It	He / She/ It	He / she / it
Negative	Question	
I/ you/We/They didn't sleep.	I/ you / We / They Did sleep?	
He / She/ It	He / she / it	

Regular and irregular verbs don't forget the rules.

Examples:

We ate cereal for breakfast this morning.

Sandy took a shower last night.

They saw elephants at the zoo yesterday.

My family went to the beach last week.



Activity 1

Instructions: Read the following text.

The Wilsons guest arrived at about 7:30. After they arrived, they all sat in the living room. They ate cheese and crackers, drank lemonade, and talked. Some people talked about their children. Other people talked about the weather and everybody talked about how beautiful the Wilson's house looked inside and out. After the dinner Bob Wilson played the piano and his sister, Margaret san.

Instructions: Answer the following questions.

- Did you go to the mall last weekend? _____.
- Did you do exercises last night? _____.
- Did you go to the restaurant last Friday? _____.
- Did you sleep late this morning? _____.
- Did you read a book last year? _____.

WRITING AND DISSCUSS

WEEK 6

LESSON 11

Warm up: Things that you see in a party.

Examples:

Did you eat cake?

I ate cake and candies.

Did you drink?

I drank orange juice.

Did you buy a present?

I bought a present.

It was a cute teddy bear.



Activity 1


Instructions: Write 5 sentences about what did you see in your favorite party?.

1. _____.
2. _____.
3. _____.
4. _____.
5. _____.



Activity 2

Instructions: Draw five things that liked you about the party.




Evaluation: play the king wants.

Homework: Bring for the next class material for make object's party.

READING THE REPORTS.

LESSON 14

Warm up: Listen the ingredients and guess.

Affirmative	Negative	Question
I / You / We / They Slept He / She / It	I/ you/We/They didn't sleep. He / She/ It	I/ you / We / They Did sleep? He / she / it
Negative	Question	
I/ you/We/They didn't sleep. He / She/ It	Did I/ you / We / They He / she / it sleep?	

Activity 1

Instructions: Read order the words and make sentences.

1. Slept late Peter. _____
2. In the pool Sonia last weekend swan _____.
3. Danced they at the party. _____.
4. Played last Monday she volleyball. _____.
5. We Friday last to music listened. _____.


Evaluation: Check the grammar.

Homework: Think about a movie that you watched prepare a poster and some information about the movie.



Worksheet

Instructions: Plan a vacations for the tourist. Paste the picture from the place and give the information about the travel.



When is the travel? _____.

Where are they going to go on vacation? _____.

How long are they going to be on vacation? _____.

What things are they going to need? _____.

Who are they going to go with? _____.

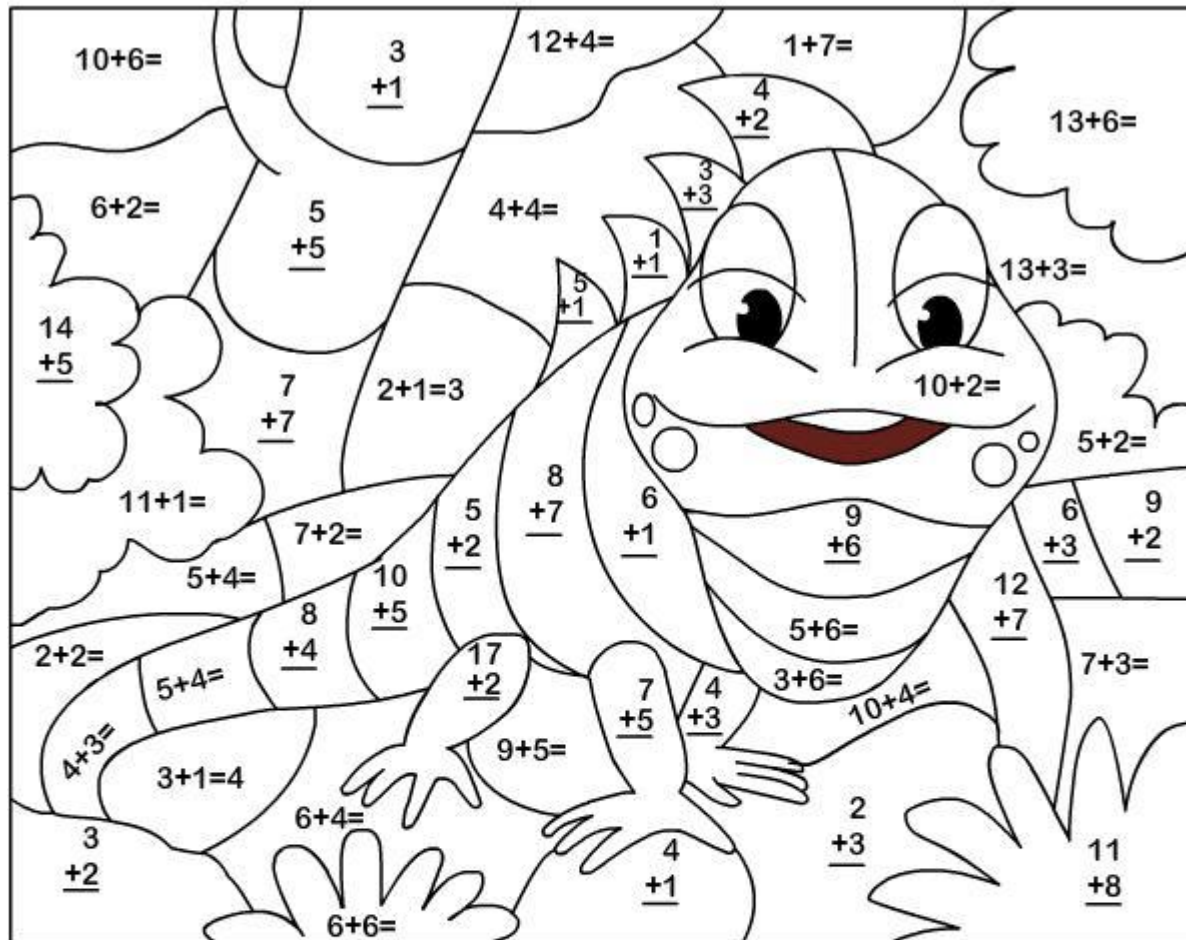
What are they going to bring back? _____.

What are They going to eat ? _____.



Worksheet

Instructions: Add the given numbers and color the picture.



green 7,12,19

pink 2,6

gray 5

yellow 9,11,15

blue 16,8,3

brown 4,10,14

Score: 5 points.

Q. _____

Worksheet

Week 5

Date: _____.

Instructions: Look at the pictures cut and paste letter and make the chores.

Score: 5 points.



BIBLIOGRAFÍA

es.123rf.com
tomatosverdes.blogspot.com
es.funchoices.com
www.dibujosparapintar.com
www.freebievectors.com
www.witlab.es
www.imagenesy dibujosparaimprimir.com
Inglés para niños.Wikispace.com
Tx.english-ch.com
Colorearyaprender.com
<http://www.speakenglish.co.uk/>
<http://tx.english-ch.com/>
<http://esl.about.com/>
comeqtepillito.blogspot.com
exploranuncajamas.blogspot.com -
teaching together-cambridgeenglish.blogspot.com
www.steelgrillrestaurant.com
www.freepik.es
wikihow.com
taringa.net
cuentosparachicos.com
wikisaber.es
Worksheets.com
Imagenes y frases.com
bitstrips.com
Bordes y marcos escolares
Vectorizados.com
aprenentasermaestra.blogspot.com
Galeria de dibujos
Imagui.com
Imágenes y dibujos para imprimir
Dibujos y dibujos.com