

CBS

Colegio Bautista Shalom



English

5th. grade

Unit 3

INDEX

WEEK I

Feelings

WEEK II

I feel.....

WEEK III

How do you feel?

WEEK IV

In the city

WEEK V

Prepositions of place

WEEK VI

Where can I buy ?

WEEK VII

The story

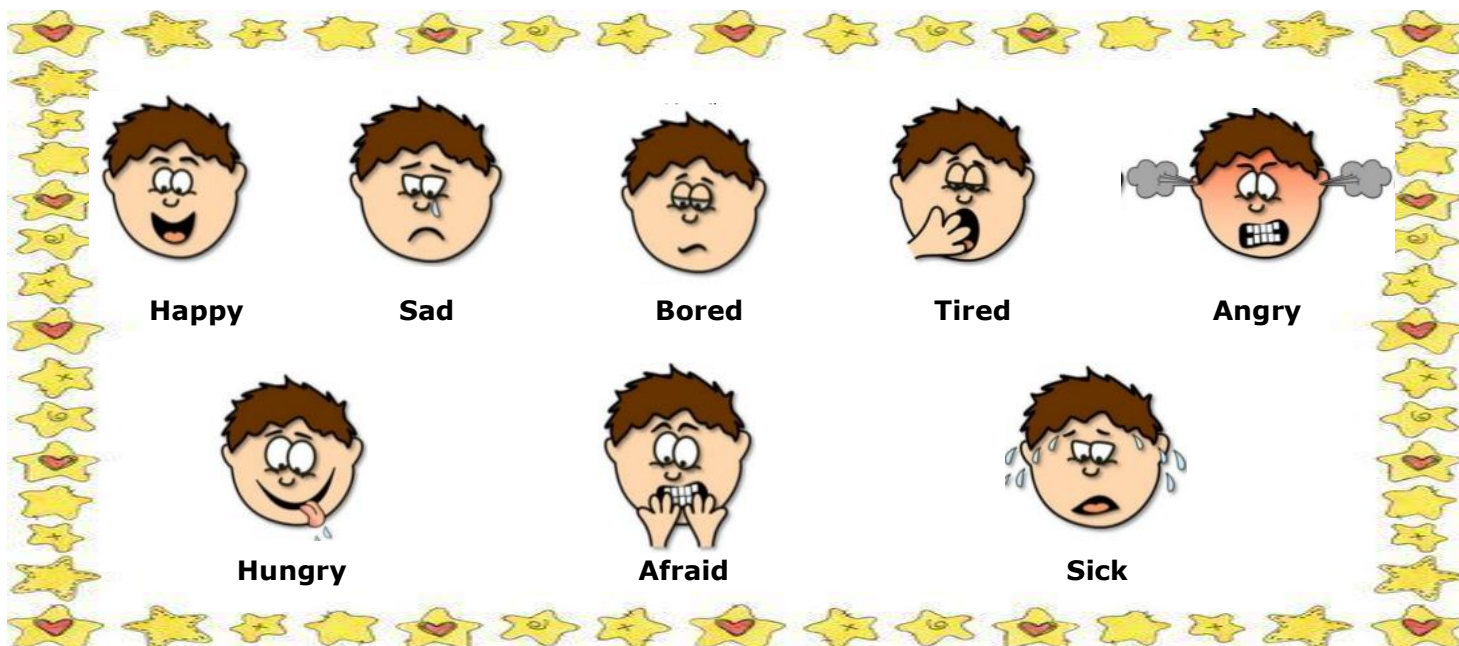
WEEK VIII

Role play

Worksheets



FEELINGS



Hi how do you feel today?

I'm bored because I can go out.
Because is raining here and you?

Why?

I'm tired because I am doing exercises.

Oh great!

Maybe you can watch TV while the storm stop.
Oh thanks it's a good idea now I am happy. bye

Have a nice day.



Activity 1

Instructions: Draw yourself How do you feel today?



FEELINGS

Hello I am happy because
I am going to buy an ice
Cream but Luisa doesn't
Have money to buy one.
He is sad. And my brother is
Bored he doesn't has anything to do.



My friend



My brother

Activity #1

Answer the questions (Contestar las preguntas).

How do you feel.....

When your favorite team wins the champion? _____

When you cant watch a special Tv., program? _____

When a special friend give you a present? _____

When somebody say lies about you? _____

Activity #2

Listen to your teacher draw and write the feeling in the rectangle.


JOSEPH



MARY



SOFIA



JOSHUA



Activity #3

Lets sing a song.




IF YOU'RE HAPPY AND YOU KNOW IT

If you're happy and you know it
Clap your hands
If you're happy and you know it
Clap your hands
If you're happy and you know it
And you really want to show it
If you're happy and you know it
Clap your hands




Activity #2

Read and draw.



John is angry.



John is tired.



John is hungry.

IN MY TOWN



Conversation:

William: Hello Rebecca.



Rebecca: Hi William how are you?



William: Im fine. What do you need?

Rebecca: Excuse me Where is the pet shop?


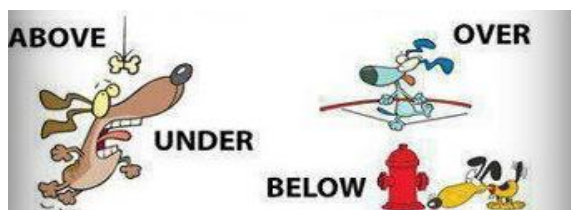
William: The pet shop is near the barber shop.

Rebecca : Thank you very much.

William: You ´re welcome.

Rebecca: Bye.

PREPOSITIONS OF PLACE



Key words: Where – going to

Examples: Where are you going?

I am going to the bakery.

Where is the bakery?

It is in front of the bank.

I need to buy a pair of shoes.

The shoe store is between the flower store and the bakery.

Activity #1

Read the following questions and answer.

1. Where the book store? _____.
2. Where the hospital? _____.
3. Where is the fire station? _____.
4. Where is the beauty salon? _____.
5. Where is the supermarket? _____.

Activity #3

Listen and complete the paragraph.

Mary is going to go to the _____. She wants to buy some _____.

Because today is the _____ day. He doesn't remember _____ is _____.

Where can I buy?

I need to go to the department store.



Where can I buy.....?

Key words: Buy – go – have - can

Examples: Where can you buy a dress?

I can buy at the department store.

She goes to the pet shop.

She can buy a turtle.

Where is the pet shop?

The pet shop is near the toy shop.




Activity #1

Read and draw .

Mrs. Sanchez needs many things. Where can she buy?

She goes to the _____ and buys



Activity #2

Answer the questions.

Where can I buy.....?

Some flowers _____.

A cake _____.

A fish _____.

Gas _____.

A cereal 's box _____.



Activity # 3

Write names from the following places that you know.

Beauty salon _____

Toy store _____

Department store _____

Bakery _____

Bookstore _____

Gas station _____

Bank _____


Pet shop _____

THE STORY



Lesson XII

Warm up : Play hangman .
Read and learn .

Character



Places



Time



KEY WORDS: Motive , reason, conflict.

Example: The three bear and the goldilocks.

Characters: bear, and goldilocks.

Place : in the house.

Time: in the morning.

Motive: the bears take go out to walk.

Reason : Because the soup is hot.

Conflict . the goldilocks is in the bear ´s house.



Activity# 1

Answer the following questions.

What is your favorite story? _____.

Who are the characters ? _____.

Why is your favorite ? _____.

What place ? _____.

Do you like to read ? _____.

Activity # 2

In a sheet of paper draw your favorite story . Write the name, write the names of the characters.

Activity # 3

Fill the following questions about your story.

What is your favorite story? _____.

Who are the characters ? _____.

Why is your favorite ? _____.

What place ? _____.

Do you like to read ? _____.

THE STORY

Noah was a righteous man, blameless among the people of his time, and he walked faithfully with God.¹⁰ Noah had three sons: Shem, Ham and Japheth.¹¹ Now the earth was corrupt in God's sight and was full of violence. ¹² God saw how corrupt the earth had become, for all the people on earth had corrupted their ways. ¹³ So God said to Noah, "I am going to put an end to all people, for the earth is filled with violence because of them. I am surely going to destroy both them and the earth. ¹⁴ So make yourself an ark of cypress^[c] wood; make rooms in it and coat it with pitch inside and out. ¹⁵ This is how you are to build it: The ark is to be three hundred cubits long, fifty cubits wide and thirty cubits high.^[d] ¹⁶ Make a roof for it, leaving below the roof an opening one cubit^[e] high all around.^[f] Put a door in the side of the ark and make lower, middle and upper decks..¹⁸ So Noah came out, together with his sons and his wife and his sons' wives. ¹⁹ All the animals and all the creatures that move along the ground and all the birds—everything that moves on land—came out of the ark, one kind after another.²⁰ Then Noah built an altar to the LORD and, taking some of all the clean animals and clean birds, he sacrificed burnt offerings on it. ²¹ The LORD smelled the pleasing aroma and said in his heart: "Never again will I curse the ground because of humans, even though^[i] every inclination of the human heart is evil from childhood. And never again will I destroy all living creatures, as I have done.

Activity #1

Listen the story and Comment.

Activity # 2

In pairs write on the blanks.



Characters: _____

Place: _____

Time: _____

Motive: _____

Reasons: _____

THE CATS´S PARTY

Activity # 1
Read the story.



The squirrel, the bear and the turtle enter stage. The squirrel has an invitation in her hand, she can´t walk and has a bandage in his knee)

Squirrel: How are you, Mr. Bear?. You are always so handsome!

Bear: (The bear bends over to shake her hand and keeps looking at the squirrel´s knee) Good Morning, Mrs. Squirrel. What happened to your knee?

Squirrel: (*the squirrel touches her knee and has the invitation in her other hand*) Ouch! I hit myself with the umbrella. Oh, Mr. Bear, my little friend the turtle brought me an invitation. It says that Mr. Cat is throwing up a big party.

Turtle: (*reading aloud the invitation that the squirrel is holding*) Everybody is invited a celebration on January 6th. Bear: Mrs. Squirrel. May I accompany you? I would like to take you to the party.

(the two rabbits enter stage hopping one after the other)

Squirrel: Surely, Mr. Bear! But, I would like to invite these two cute jumping rabbits.



Bear: (The bear accepts gladly. The rabbits are listening carefully) Rabbits, my dear friends, would you like to come with us? There´s going to be a party in the forest that you will greatly enjoy.

Rabbits: (hopping and talking together) We accept, and all of us will have fun.



(The crow and moose enter on stage dancing)

Rabbit 1: Hello, Mr. Crow, stop singing. We are going all together to dance with Mr. Moose.

(on stage there is a little carton house. The deer is watching through the window)

Rabbit 2: Mrs. Deer, come outside. We are going to a party. Nothing will happen to you.

(The animals holding hands, go to Mr. Cat´s house. When they arrive, the squirrel raises her hand holding the invitation, and all the animals say:)

Everybody: Good morning, Mr. Cat. We are happy to be here. Thank you for the invitation!

Cat: (The cat greets them at the door) This makes me laugh. You didn´t come in a hurry. That´s last year´s invitation.

Everybody, except the Cat: (*everybody is surprised and looking at each other*) What happened?

Cat: (pointing to the turtle, who feels ashamed and with her head down): The turtle walks so slow, that it took her a year to arrive. The party was celebrated a year ago without all of you. How sad this is!

Everybody, except the Cat: What will happen now? There isn't going to be a party, right?

Turtle: (the turtle tries to calm down all the animals, and looking at the cat she says:) There's going to be a party. Mr. Cat is so kind and generous. We will sing and dance happily.

Cat: (looking happy and inviting everybody to come in) Come in, come in, my friends. Let's have a party! Let's sing and dance... and have fun!

(Inside cat's house all the animals sing and dance)

Activity # 2

Underline the new vocabulary, use your dictionary and write it in your notebook.

Activity # 3





In pairs draw something about the role play.



WORKSHEET


Instructions: Read the paragraph and draw each scene .

Hello I am Joseph. I like visit different places around my city. Today I am very busy.
In the afternoon I plan to go to the pet shop. I need to buy a kitten. Then I plan to go to the library to
Buy a story book. After we plan to go to the toy store to buy a car from my little nephew and then go
to my house to rest.



WORKSHEET

Instructions: Observa y escribe el nombre de cada historia en anglès.



BIBLIOGRAFÍA

Libro de Santillana Friends Primary 5 Edición 2008

Inglés para niños.Wikispace.com
Free-for-kids.com

Tx.english-ch.com

Colorearyaprender.com

<http://www.speakenglish.co.uk/>

<http://tx.english-ch.com/>

<http://esl.about.com/>
comeqtepillito.blogspot.com

exploranuncajamas.blogspot.com -

[teaching together-cambridgeenglish.blogspot.com](http://teachingtogether-cambridgeenglish.blogspot.com)

www.steelgrillrestaurant.com
www.freepik.es
[cuentos para chicos.com](http://cuentospara-chicos.com)
www.picgifs.com

wikisaber.es
wikihow.com
Worksheets.com

[Imagenes y frases.com](http://Imagenes-y-frases.com)

Imágenes pal facebook

Bordes y marcos escolares

Plusgoogle.com

aprenentasermestra.blogspot.com

Galeria de dibujos

Imagui.com

Imágenes y dibujos para imprimir