

CBS

Colegio Bautista Shalom



English

6th. grade

Unit 3

INDEX

WEEK I

My friends

WEEK II

Everybody

WEEK III

Summary friends vocabulary

WEEK IV

Comparatives adjectives

WEEK V

Summary comparatives adjectives

WEEK VI

Care of our environment

WEEK VII

Chronological order

WEEK VIII

Presentation

Worksheets



MY FRIENDS



Hug



Birthday card



Party



Friends



Help



Unfriendly



Share



Friendship

Conversation:

George: Happy birthday, Peter !Look this is my friend Ana.

Peter: Hello Ana Nice to meet you!

Ana: Nice to meet you too Great party!

Peter: thanks. Oh it's a very nice present!

George: This birthday card is for you.

Peter: I'm so happy all my friends are here.

Activity #1

Underline the new words from the conversation .



BEST FRIENDS



Hug



Birthday card



Party

Affirmative			Negative		
I	am		I	am not	
You/we/they	are	eating	You/we/they	aren't	playing.
He/she/ it	is		He/she/it	isn't	

The present continuous tense is used for actions happening right now.

Structure: Be + verb with ing.

Example:

I am making a birthday card from my father.

He is giving a hug to his grandfather.

She is buying a birthday card.

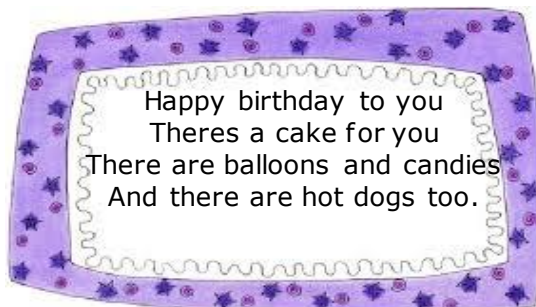
you are giving a hug to your dog.

They are listening music in the party.

We are eating in the party.

Activity #1

Read the following song, sing and illustrate .



FRIENDS



Help



Unfriendly



Friends

Example:

I am helping to my friend.

My friends are talking.

It a good idea help people.

In the party is an unfriendly boy.

I am with my friends.

We are friends forever.

Activity #1

Listen, read and complete .

I and Joel are talking about our _____ . _____ , _____ ,

_____, But in the school is a _____

We are thinking that we can _____ him to change and teach them be a

_____.

Activity # 2

Let's practice the following verse.

**A friends love the at all the times and
a brother is born for adversity
Proverbs 17 : 17**

SHARE – FRIENDSHIP



SHARE



FRIENDSHIP

Example:

Friendship is the relationship that exists between friends.

I help to my friend.

Activity #1

Read and underline the words share - friendship.

Amy: your, friends are very nice you're very lucky.

Steve: You are right. I love them all our friendship is excellent we spend a lot of time together and always share one another when we are in trouble.

Amy: That's what friendship is all about? I'm happy for you I have a lot of friends too. I like to share with them.

Activity #2

Answer the question about the conversation (Contesta las preguntas sobre la conversación).

Is Steve happy about his friends? _____

Are Steve's friends nice? _____

Is Amy Steve's friend? _____

Activity #3

Rewrite the following phrase.

JESUS IS MY BEST FRIEND

Activity #3

Write a word for each letter .

F _____

R _____

I _____

E _____

N _____

D _____

S _____

H _____

I _____

P _____



ADJETIVES COMPARATIVES FORM



The comparative form is used to compare two things it is formed by adding ER to the adjective and followed by than.

COMPARATIVE ADJECTIVES			
SHORT	ER	SHOTER	THAN
THIN	ER	THINER	THAN
NEW	ER	NEWER	THAN
OLD	ER	OLDER	THAN
CHEAP	ER	CHEAPER	THAN
DIRTY	ER	DIRTIER	THAN
TALL	ER	TALLER	THAN

Exceptions:

Bad _____ worse.
 Good _____ better.
 Little _____ less.
 Examples:



The car is older than the other one.



The bear is taller than the chick.

Activity #1

Use comparative form using the space .

The apple tree is _____ the lemon tree.

My car is _____ yours.
 Old


The rabbit is _____ the turtle.
 Fast

My pencil is _____ my brothers pencil.
 new

Activity #2

Read the sentences and draw it (Lee las oraciones y dibuja).

1. the doll is cheaper than the ball.



2. My mother is thinner than my grandmother.

3. The building is taller than the house.



TALLER – SHOTER- THINNER

I go to shalom's school and I have twenty three partners john is taller than me because I am shorter than all my friends. John is than me.



Activity #1

Draw and write a sentence who is shorter and taller in your class.



Activity #2

Read and use the correct comparative.

1. Miss Rosario _____ Miss Zaida.
2. Jose Pablo is _____ Irwin.
3. Maria Luisa is _____ Alejandra.

NEWER – OLDER – CHEAPER- DIRTIER




I have ten shirts but this are my favorites, but look the yellow shirt its newer than blue shirt, and the yellow shirt is dirtier than yellow and the blue shirt. The yellow shirt is cheaper than the blue one and the red one.

Activity #1

Draw things old and new that you have in your house and write sentences .


NEWER



OLDER



DIRTIER



CHEAPER



Activity #2



Read the sentences and put in the correct order .

1. are dirtier pants blue the than pants red. _____
2. is dad older than my brother my. _____
3. cap new the than pink is cap yellow the. _____
4. cheaper jeans blouse than my pink purple are _____

Activity # 3

Read and complete.

The magazine is cheaper than stories book.



Flory is dirtier than Luis.



SIMPLE FUTURE WILL

Structure: Read and learn .



SUBJECT	AUXILIARY VERB	PRINCIPAL VERB	COMPLEMENT
I	WILL	LISTEN	MUSIC
MARIO	WILL	OPEN	THE STORE AT 6:00
WE	WILL	READ	A BOOK
THE COOK	WILL	MAKE	A CAKE
THE BABY	WILL	EAT	BANANAS

The simple future tense has the auxiliary verb before the verb

Activity #1

Read and classify the words write them in the square .

A pear	will	speak	the bed	she	eat
Ball	cook	he	Josue	a cake	dance


SUBJECT	AUXILIARY VERB	PRINCIPAL VERB	COMPLEMENT

Activity #2

Write 5 sentences about your plans for the next weekend.



WHAT WILL LICY DO TOMORROW?




She will read a book.



She will buy a new shoes .



She will play tennis.



She will play .



She will watch TV.



She will wash her dress.

CHRONOLOGICAL ORDER

LESSON XIV

Warm up: Listen and guess what story is?



First
After

Then

Second
Before

Once upon a time there were three little pigs. One day they set out from the farm where they had been born. They were going out into the world to start new lives and enjoy any adventures that might come their way.

The first little pig met a man carrying some straw, and he asked him if he might have some to build himself a house.

-"Of course, little pig," said the man.

He gave the little pig a big bundle of straw, and the little pig built himself **a lovely house of golden straw.**

A **big bad wolf** lived nearby. He came along and saw the new house and, feeling rather hungry and thinking he would like to eat a little pig for supper, he called out:

-"**Little pig, little pig, let me come in.**" To which the little pig replied,

-"**No, no, by the hair of my chinny chin chin, I'll not let you in!**"

So the wolf shouted very crossly,

-"Then I´ll huff and I´ll puff, Till I blow your house in!"

And he **huffed** and he **puffed**, and he **HUFFED** and he **PUFFED** until the house of straw fell in, and the wolf ate the little pig for his supper that evening.

The second little pig was walking along the road when he met a man with a load of wood.

- "Please Sir," he said, "can you let me have some of that wood so that I can build a house?"

- "Of course," said the man, and he gave him **a big pile of wood**.

In no time at all, the little pig had built himself a lovely house.

The next evening, along came the same wolf. When he saw another little pig, this time in a wooden house, he called out,

-"Little pig, little pig, let me come in."

To which the pig replied,

-"No, no, by the hair of my chinny chin chin, I´ll not let you in!"

So the wolf shouted,

-"Then I´ll huff and I´ll puff, Till I blow your house in!"

And he **huffed** and he **puffed** and he **HUFFED** and he **PUFFED** until the house fell in and the wolf gobbled up the little pig for his supper.

The third little pig met a man with a cartload of bricks.

- "Please Sir, can I have some bricks to build myself a house?" he asked, and when the man had given him some, he built himself **a lovely house with the bricks**.

The big bad wolf came along, and licked his lips as he thought about the third little pig. He called out,

- "Little pig, little pig, let me come in!" And the little pig called back,

-"No, no, by the hair of my chinny chin chin, I´ll not let you in!"

So the wolf shouted,

-"Then I´ll huff and I´ll puff, Till I blow your house in!"

And the wolf **huffed** and he **puffed**, and he **HUFFED** and he **PUFFED**, and he **HUFFED** again and **PUFFED** again, but still the house, which had been so well built with bricks, did The Three Little Pigs not blow in, no matter how hard the wolf tried.

The wolf went away to think how he could trick the little pig, and he came back and called through the window of the brick house,

- "Little pig, there are some marvelous turnips in the farmer´s field. Shall we go there tomorrow morning at six o´clock and get some?"

The little pig thought this was a very good idea, as he was very fond of turnips, but he went at five o´clock, not six o´clock, and collected all the turnips he needed before the wolf arrived.

The wolf was furious, but he thought he would try another trick. He told the little pig about the apples in the farmer´s orchard, and suggested they both went to get some at five o´clock the next morning.

The little pig agreed, and went as before, an hour earlier. But this time the wolf came early too, and arrived while the little pig was still in the apple tree. The little pig pretended to be pleased to see him and threw an apple down to the wolf.

While the wolf was picking it up, the little pig jumped down the tree and got into a barrel. He rolled quickly clown the hill inside this barrel to his house of bricks and rushed in and bolted the door.

The wolf was very angry that the little pig had got the better of him again, and chased him in the barrel back to his house.

When he got there he climbed on to the roof, intending to come down the chimney and catch the little pig that way. The little pig was waiting for him, however, with a large cauldron of boiling water on the fire.

The wolf came down the chimney and fell into the cauldron with a big SPLASH, and the little pig quickly put the lid on it.

The wicked wolf was never seen again, and the little pig lived happily in his brick house for many years.

THE END

Activity #1

Read the story .

Activity #2

Write the new words in your notebook and find in your dictionary in pairs .

Activity #3

Comment the story.



CHRONOLOGICAL ORDER

LESSON XV

Activity #1

Read the story the three little pigs and follow the steps.

1. What happened first? _____
2. What happened second ? _____
3. What happened after? _____
4. What happened before? _____
5. and then _____

Activity #2

Draw a correct sequence about the story .

BIBLIOGRAFÍA

Libro de Santillana Friends Primary 6 Edición 2008

Inglés para niños.Wikispace.com

Toonclips.com

Tx.english-ch.com

Colorearyaprender.com

<http://www.speakenglish.co.uk/>

<http://tx.english-ch.com/>

<http://esl.about.com/>

comeqtepillito.blogspot.com

exploranuncajamas.blogspot.com -

[teaching together-cambridgeenglish.blogspot.com](http://teachingtogether-cambridgeenglish.blogspot.com)

www.steelgrillrestaurant.com

www.freepik.es

wikihow.com

taringa.net

cuentosparachicos.com

wikisaber.es

Worksheets.com

[Imagenes y frases.com](http://Imagenesyfrases.com)

bitstrips.com

Bordes y marcos escolares

Vectorizados.com

aprenentasermestra.blogspot.com

Galeria de dibujos

Imagui.com

Imágenes y dibujos para imprimir

[Dibujos y dibujos.com](http://Dibujosydibujos.com)