

CBS

Colegio Bautista Shalom



English

3rd. Grade

Unit two

INDEX

Week I

The clothing

Week II

What are you wearing?

Week III

Adjectives

Week IV

Opposites

Week V Week VI

What time is it?

Week VII

Days of the week

Week VIII

Month of the year

Worksheets



The clothing

Week 1

Lesson 1

Warm up: Play Simon says.



Examples:

Green T- shirt.



Brown vest.



Orange swimsuit.



Blue jeans.



Tips: Write first the color and after the noun.

Activity 1

Instructions: Color and describe it.



Activity 2

Instructions: Draw your favorite clothing and describe it.




Activity 3

Instructions: choose three clothing, color and describe them. Elegir 3 prendas de vestir, colórealas y describe.

1. _____.

2. _____.

3. _____.



Evaluation: Catch the ball and say a garment name.

Activity 1

Instructions: Color and describe What are they wearing? Colorea y describe que tienen puesto?








He is wearing _____

She is wearing _____

Activity # 1


Instructions: Fill in the missing vowels for each of the following words.

 j_ck_t	 sk_rt
 tr__n_rs	 sl_pp_rs
 sh_rt	 sc_rf

 sh_rts	 tr__s_rs
 t - sh_rt	 bl__s_

Activity 1

Instructions: Look at the picture choose some clothing and draw yourself and describe your Clothes.



The Adjectives to describe people

Week 3

Tip: An adjective describes a noun.



My dad is pretty, fat tall,
and old.

My dad is special for me,
He is kind, creative, smart
friendly, funny and good dad.



Hey is
my turn.



Adjectives personality : Kind, creative, shy, cheerful, smart, friendly, funny and good.
Adjectives apperance: Tall, short, old, young, pretty, ugly, fat, thin.



Examples: My dad is cheerful, smart and good.

My best friend is shy, funny and creative

My mom is creative, friendly and kind.

I am smart, good, funny and creative.

Activity# 1

Instructions: Think about your teacher and describe her.

MY TEACHER IS

Activity # 2

Instructions: Now describe yourself.

I AM

7 d
e

3
4



Describing people appearance

Lesson 8

Warm up: Listen and guess who is the person?



Examples:

We are a little group, they are my friends.

Walter is short, thin and young.

Mary is pretty, tall and fat and I am Peter .

I am tall and fat too.

Activity # 1

Instruction: Look at the picture and describe them.



_____.



_____.



_____.

Activity # 2

Instructions: Read the following text and change the adjectives in your notebook.

They are my friends. Allan is tall, thin and young, Susan is short, fat and old. Joshua is ugly, thin and short.

Describing people personality

Warm up: Listen and guess.



Hello My names is Luis . I am a good boy, She is Rosy, she is a cheerful girl, She is Laura, she is a smart girl and He is Matt, He is a friendly boy.

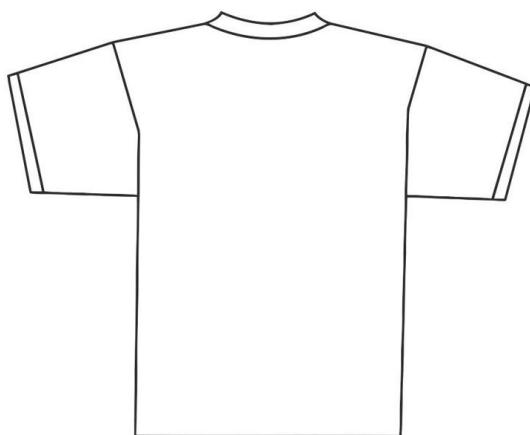
Activity 1

Instructions: Make a report in your classroom, write the name in the correct adjectives.

Cheerful	shy	Kind	Smart	Good	Friendly	Funny	Creative

Activity 2

Instructions:Go with 3 classmates and they have to write an adjective about you and color.

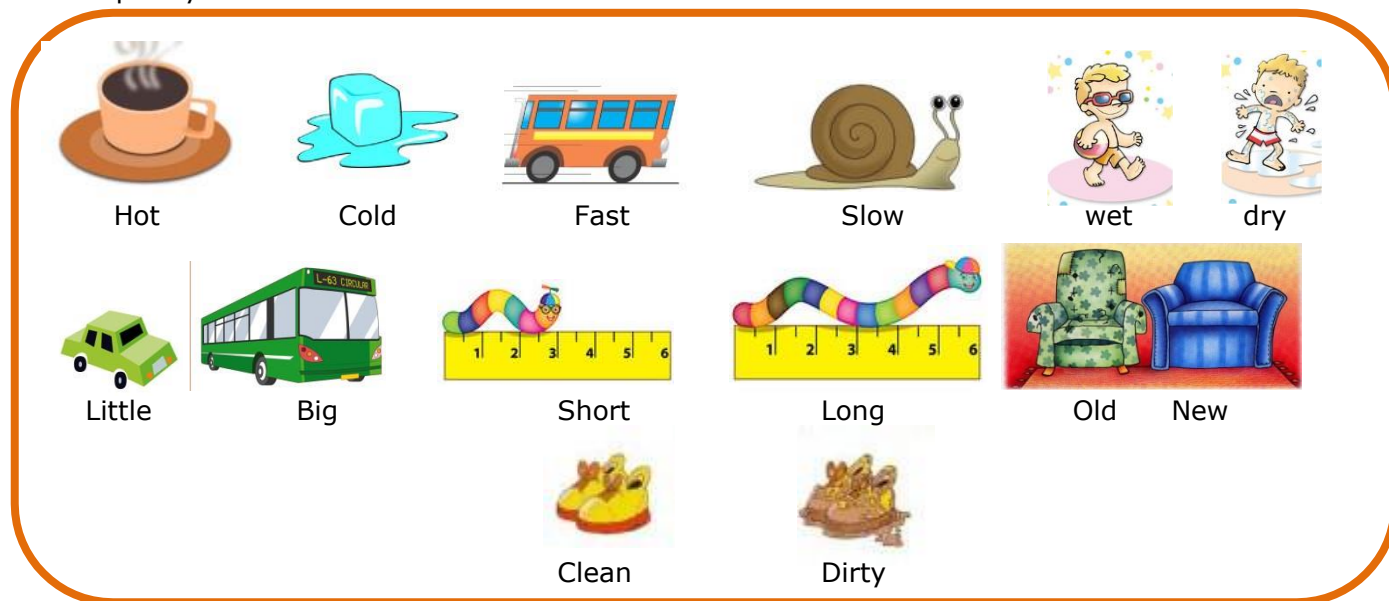


Opposites

Week 4

Lesson 10

Warm up: Play follow the leader.



Examples:

She has a big house.
This is a fast green bus.
The house is clean.

They have a little, old T-shirts.
This is a wet, brown dog.
The turtle is slow.

Activity # 1

Instructions: In pairs take one thing from your school bag with your partner try to describe it. Take turns.

Activity # 2

Instructions : Read the sentence and match.

- | | |
|------------------------|-------|
| 1. My skirt is... | Dirty |
| 2. The bed is... | Cold |
| 3. Your coffee is... | Short |
| 4. The house is ... | Hot |
| 5. The ice cream is... | New |

Activity # 3

Instructions: Look around the class and draw it in your notebook and describe it.

Evaluation: Listen to your teacher and guess.

Describing objects

Lesson 11

Warm up: Listen the riddle and take out from your schoolbag.



Example: The house is big.

It has a big tree.


The TV is little.

The car is short.

The house is clean.

Activity # 1

Instructions: Look at the picture and choose 3 objects and describe with the opposites.



Activity # 2


Instructions: Read and draw an object.



WET



FAST



OLD

Activity # 3

Instructions: Look at the picture and write sentences using the opposites.



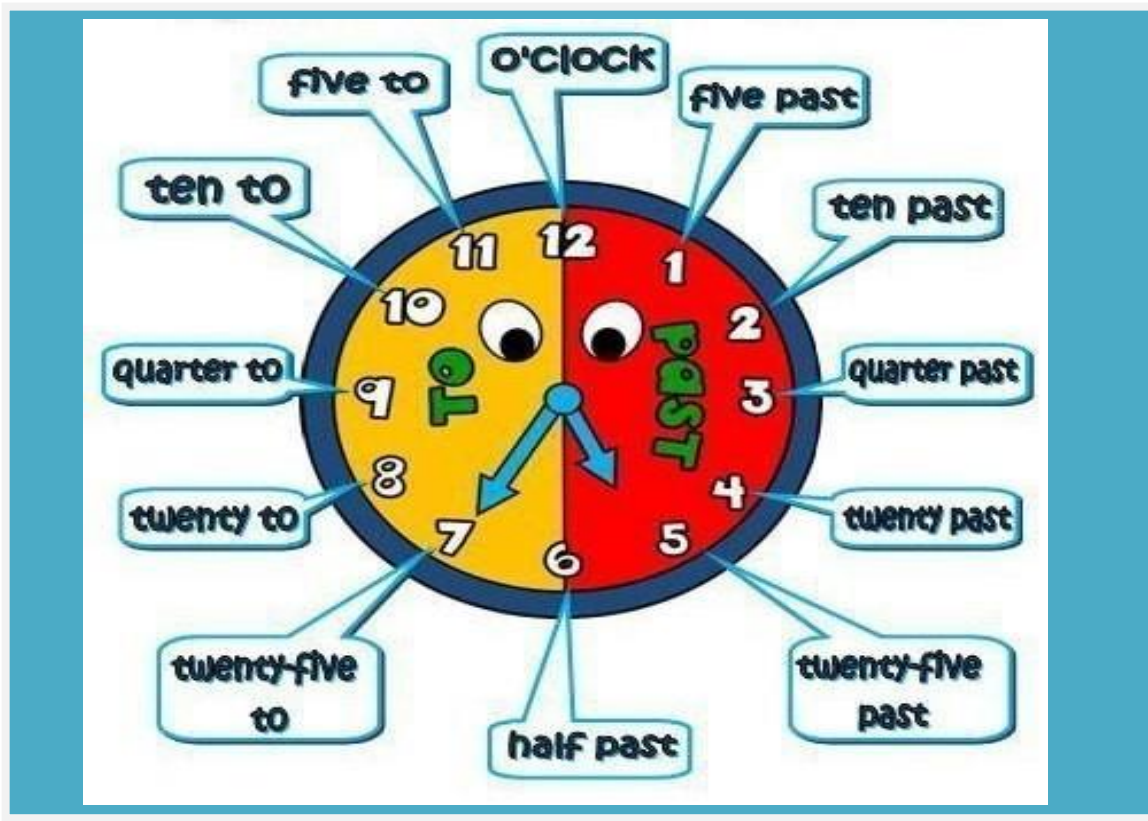
Evaluation: Listen to your teacher and complete the sentence.

What time is it?

Week 5

Lesson 13

Warm up: Play hangman.



It is twelve o'clock.

It is half past one.

It is quarter past twelve.

It is quarter to one.

Examples: What time is the recess?

It is at nine o'clock.

What time is the party?

It is at half past seven.

Activity # 1

Instructions: Lets sing.



The time

It's Tricky to rock a rhyme, to rock a rhyme that's right on time
 It's Tricky...(How is it D?) It's Tricky (Tricky) Tricky (Trrrrrricky)
 It's Tricky to rock a rhyme, to rock a rhyme that's right on time
 It's Tricky...Tricky (Tricky) Tricky
 When I get up my mom says hurry up its five oclock
 It's Tricky to rock a rhyme, to rock a rhyme that's right
 On time.
 It's Tricky...Tricky (Tricky) Tricky
 When I see my watch I say oh no
 Its six oclock its time to go.
 It's Tricky to rock a rhyme, to rock a rhyme that's right on t...
 It's Tricky...(How is it D?) It's Tricky (Tricky) Tricky (Trrrrrricky)
 It's Tricky to rock a rhyme, to rock a rhyme that's right on time
 It's Tricky...Tricky (Tricky) Tricky



Activity # 2

Instructions: Read the following text and underline the time.

Today I have to got to the school.

I get up at five oclock and then at half past five

I take a shower. Its quarter to six its time to have a breakfast.

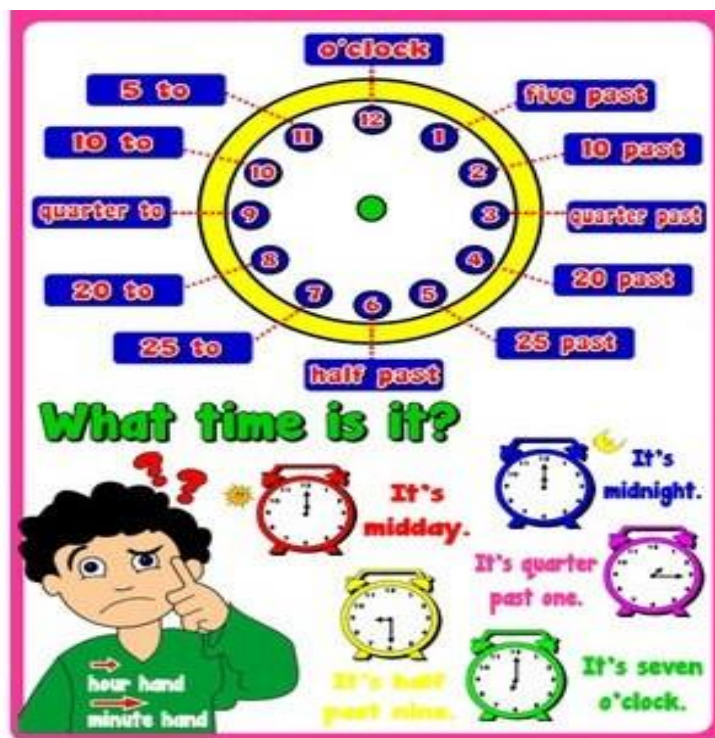
Its quarter past to six its time to go to school.



Activity # 3

Instructions: Lets practice. Listen and draw the hands.





Instructions: Listen and draw the correct time for each activity.



Days of the week

Week 7

Lesson 19

Warm up: Play the king wants.



Examples:

On Sunday I go to the church.

On Monday I play guitar .

On Tuesday I play soccer.

On Wednesday I watch TV.

On thrusday I do exercises.

On Friday I clean my bedroom.

And on Saturday I play video games.



Activity 1

Instructions: Read the following text try to read fast.

Every week seven days,
See how many you can say,
Sunday, Monday, Tuesday, Wednesday,
Thursday, Friday and Saturday.



Activity 2

Instructions: Write how corresponding.

YESTERDAY WAS _____.

TODAY IS _____.

TOMORROW WILL BE _____.

Activity 3

Instructions: Write in the squares the days of the week and your favorite subject for each day.

Seven days

Lesson 20

Warm up: Listen and follow the days of the week.



Today is

What day is today? Today is Monday (Tuesday, Wednesday, Thursday, Friday Saturday or Sunday)

Activity # 1

Instructions: Underline the days of the week and read it to your best friend.

Sunday is a sun's day



Monday is a moon's day



Tuesday is a two's day



Wednesday is a wedding day



Thursday is my birthday



Friday is a fly-day



On **Saturday** I sat all day!



Activity # 3

Instructions: Draw something you do each day use your dictionary to write the activity.







SUNDAY	MONDAY	TUESDAY	WEDNESDAY	THURSDAY	FRIDAY	SATURDAY







Month of the year

Week 8

Lesson 22

Warmup: Everybody answer What day is today?

January	February	March	April	May	June
					

July	August	September	October	November	December
					

Holidays: Back to school, Valentine's day, Woman's day, Holy week, Mother's day, Father's day and teacher's day, Independences day United States, Asuncion's day, Independences day Guatemala,

Children's day, Mans day, Christmas.

Examples:

When is your birthday? My birthday is on December. On December first. (1st.)

When is mom's day? The mom's day is on May. On may tenth. (10th.)

Activity # 1

Instructions: Do the questions to 5 classmates When is your birthday? and write here.

Name	Birthday

MY BIRTHDAY

Lesson 23

Warm up: Say your birthday date.



Dates: January 14th. March 8th. May 10th. June 17th. July 4th.

Activity # 1

Instructions: Answer the questions.

1. When is your birthday? _____
2. When is your moms birthday? _____.
3. When is your best friend s birthday? _____.
4. When is your birthday? _____.
5. When is your teacher birthday? _____.



Activity # 2

Instructions: Draw and write 5 things you saw in a party.