

BACK TO SCHOOL


CBS **Colegio Bautista Shalom**



English **2nd. Grade** **First Unit**



Index




All About

M

Self Portrait

I am  years old

My Birthday is:




My Favorite



 Animal:

Food:



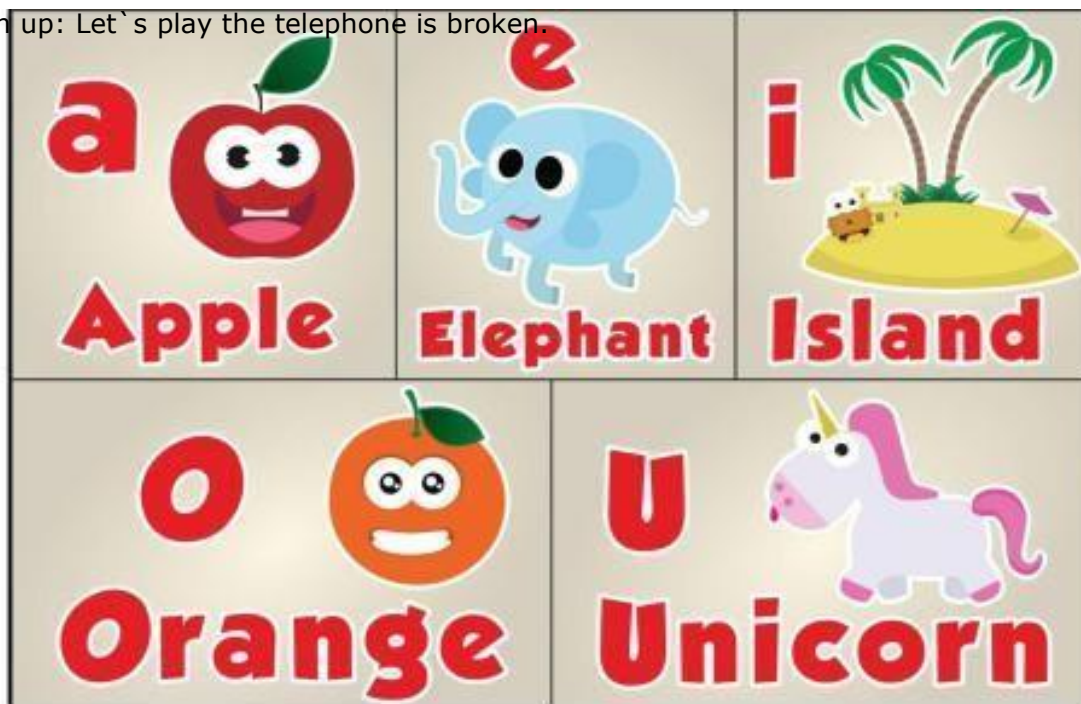
Book:



WEEK 1

Lesson 1

Warm up: Let's play the telephone is broken.



Activity 1

Instructions: Draw a line for each vowel to the picture that begins with their short sound.



WEEK II Y III

THE ABC

Lesson IV

Warm up: Make groups and they have to find the new word.

Look at the picture and learn.

CAPITAL LETTERS

A-B-C-D-E-F-G-H-I-
J-K-L-M-N-O-P-Q-R-
-S-T-U-V- W- X-Y-Z.

Small letters

a-b-c-d-e-f
g-h-i-j-k
L-m-n-o-p-
q-r-s-t-u-
v- w-x-y-z.









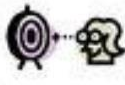

Activity 1

Instructions: Let's sing the ABC song.

Goodbye vacation!
Hello to school!
Hello new classmates, Goodbye
old pool.
Vacation time's over, School
time is here, Once more we
welcome Another school year.

Activity 2

Instructions: Read and practice with the teacher.

<h1>Aa</h1> <p>Make circles with your <u>A</u>nkle</p> 	<h1>Bb</h1> <p><u>B</u>alance on one foot</p> 	<h1>Kk</h1> <p><u>H</u>op like a kangaroo!</p> 	<h1>Ll</h1> <p>Lick lemon juice. (Or drink a cup of lemonade.)</p> 
<h1>Cc</h1> <p><u>C</u>lap your hands</p> 	<h1>Dd</h1> <p><u>D</u>ance</p> 	<h1>Mm</h1> <p>Make a target and toss sock balls at it.</p> 	<h1>Nn</h1> <p><u>N</u>od your head up, down and all around.</p> 

Activity 3

Instructions: Let's repeat the ABC and connect the dots.



FORMAL GREETINGS

WEEK IV

Lesson # 7

Warm up: Listen the riddle.

Listen and repeat it.

HEY!



What's up?



What's new?



Examples:

Hey Luis.

What's up? Luis.

I am good George

Good bye Luis



Informal

Hey!

What's up?

What's new?

What's going on?

Activity# 1

Instructions: Let's repeat the rhyme.

What up? Classmates

What do you say?

Today is going to be a happy day!

Greet your partner and boogie on down

Give a bump and turn around!

What's new! classmates

What do you say?

Today is going to be an amazing day!

INFORMAL GREETINGS

Lesson # 8

Warm up: Let's repeat the rhyme.



**WHATS UP?
HEY!
WHATS NEW!
WHATS GOING ON?**

Activity # 1

Instructions: Read the informal greeting and draw a correct situation.



WHATS GOING ON?

HEY

WHATS NEW!

Activity 2

Instructions: Make a craft with different materials using the informal Greetings be creative.



CLASSROOM LANGUAGE

WEEK 5

Lesson # 10

Warm up: Look the action and guess.



READ




CUT AND PASTE



COLOR



LISTEN



REPEAT



DRAW



WRITE

Activity 1

Instructions: Underline the classroom language in the follow text and repeat it.

**In the school
My teacher says me
Listen and repeat
Everybody say what's up!
The teacher says now draw
Color cut and paste.**

Activity 2


Instructions: Look around the class and fill the report during the English class.

Classroom language	How many people.....?
READ	
DRAW	
CUT	
PASTE	
WRITE	

CLASSROOM LANGUAGE

Lesson 11

Warm up: Play Simon says.



Activity 1

Instructions: Look at the picture and write the correct word.



Activity 2


Instructions: Look and solve the message. In a piece of paper



A star



in your notebook



your name.

Evaluation: Give the sheet to a partner and solve the cross word.

CLASSROOM SUPPLIES

WEEK 6

Lesson # 13-14

Warm up: Touch and guess. Surprise box.



Example:


I have a book, a pencil, an eraser and a ruler.



I have a lunch box, a backpack, a computer.



I have a marker, a glue and scissors.



Activity 1

Instructions: Now what do you have? Write and draw yourself.















THE FAMILY

WEEK 7-8

Lesson 15

Warm up: Play the telephone is broken.

 family	 mom	 dad	 parents
 sister	 brother	 grandfather	 grandmother
 grandparents	 siblings	 parents and daughters	 parents and sons

Examples:

He is my dad.  She is my Mom .  They are my brother and my sister.



Activity # 1

Instructions: Fill in the blanks with the names from your family member.

Dad	Mom	Grandfather	Grandmother	Sister / brother


Worksheet

Week 1

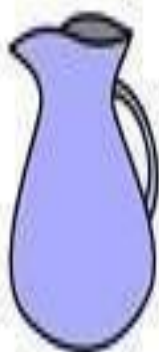
Date: _____.

Value: 5 points.

Instructions: Write the vowel that is missing use your dictionary. Escribe la vocal que falta usa tu diccionario.




r — t



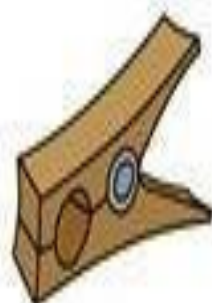
j — g



b — n



p — d



p — g



h — g



f — x



f — n



b — d



f — t

Worksheet

Week 4

Date: _____.

Value: 5 points

Instructions: Solve the cross word about THE INFORMAL GREETINGS. Resuelve la sopa de letras busca 3 saludos informales.

H	E	Y	V	D	S	A	A	S	W
D	S	F	H	F	S	F	J	G	H
H	K	D	G	S	D	A	S	D	A
F	H	G	F	T	E	Q	E	E	T
D	G	E	W	Q	E	T	U	Y	S
F	F	Q	E	Q	Q	W	E	R	U
J	D	X	C	G	G	F	W	Q	P
W	H	A	T	S	N	E	W	L	O



