

CBS

Colegio Bautista Shalom



English

Third grade

Cuarto Bimestre

INDEX

WEEK I

Feelings

WEEK II

How do you feel today?

WEEK III

Supermarket Products

WEEK IV

Let's to the supermarket

WEEK V

Adjectives

WEEK VI


Review adjectives

Worksheets



FEELINGS

Lesson I




Examples: Look and learn .

PERSONAL PRONOUN	VERB TO BE	FEELING
SHE	IS	Happy
HE	IS	Sad
YOU	ARE	Angry
I	AM	Sick



Activity #1

Draw yourself how do you feel in your first day in the school .



Activity #2

Draw and rewrite. How do you feel today.



How do you feel?

Lesson II

Warm up : Play the broken telephone.

Hi how do you feel today?

I 'm sad



because I can go out.

Why?



Because is raining here and you?

I am angry

because my toy is broken.

Oh sorry

Maybe you can watch TV while the storm stop.

Oh thanks it's a good idea now I am happy.



bye

Activity # 1

Let's sing a song.

IF YOU'RE HAPPY AND YOU KNOW IT



If you're happy and you know it
Clap your hands
If you're happy and you know it
Clap your hands
If you're happy and you know it
And you really want to show it
If you're happy and you know it
Clap your hands



Activity #3

Listen and draw a face and color.

She is



today is her birthday.

He is



because you.

I am




my mother give me a present.

TIRED-SICK -HUNGRY

LESSON III

Warm up: Find around the class flashcards .



Example:

PERSONAL PRONOUN	VERB TO BE	FEELING
WE	are	bored
THEY	are	tired
SHE	is	sick
HE	is	tired

Activity #1


Read and draw.



Peter is sick.






Peter is hungry.



Peter is Tired.

Activity #2

Read and make a tick

HOW DO YOU FEEL WHEN			
	 Sick	 Tired	 Hungry
run three hours			
is time to eat and food don't ready			
You have stomachache			

Feelings: AFRAID - BORED

LESSON IV



I 'm afraid because in my Bedroom there is a spider
I don 't like the spiders
My brother put it in my lamp I am bored he do this always.



Activity #1


Complete the text .

Im _____ in my _____ there is _____ I _____ like the _____ my
_____ put it _____ lamp I am _____ he do this _____.

Activity #2


Do the questions to three FAMILY MEMBERS .

What animal make you fell afraid?




#1

Name _____



#2

Name _____




#3

Name _____

Activity #3

Let's sing a song .



The itsy bitsy spider

The itsy bitsy spider went up the water spout
Down came the rain and washed the spider out
Out came the sun and dried up all the rain
And the itsy bitsy spider went up the spout again
Oh, look out, here he comes again

LESSON VI

SUPERMARKET PRODUCTS



Rice



Sugar



Milk



Cereal



Soda



Soup



Cookies



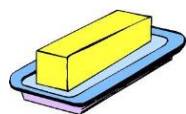
Salt



Ketchup



Mayonnaise




butter



Meat



Chicken



Napkin



Coffee

My mother likes to go to the supermarket she buys many things sugar, cereal, oil, and soup.

Activity #1


Write the names of supermarket.



1. _____ 2. _____ 3. _____

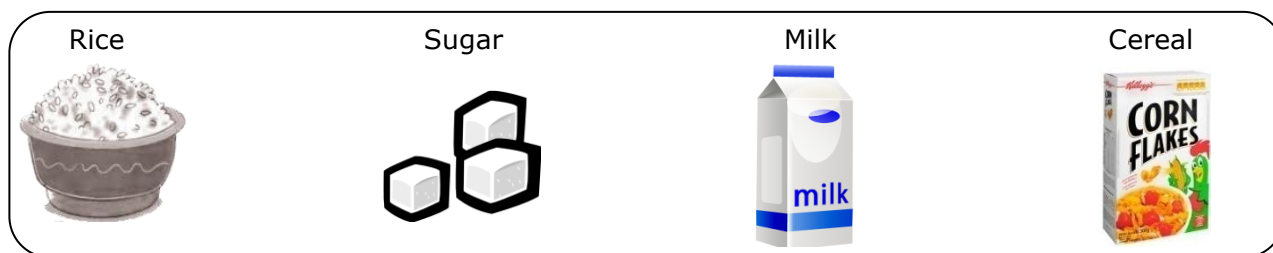
Activity #2

Write prices for each products .



RICE – SUGAR – MILK – CEREAL

LESSON VII







Today I want to prepare my breakfast my mother wants that I eat rice but I prefer cereal with milk and sugar.

Activity #1

Read and draw .

In my house everybody help my sister bring the sugar,
my brother cereal, my father bring the rice and I the milk.



Activity #2

Read the following questions and answer .

What is your favorite cereal? _____

What do you like with the cereal? _____

Do you like with sugar? _____

When do you like eat cereal? _____



OIL – SODA – SOUP- COOKIES

LESSON VII



Oil



Soda



Soup



Cookies

My mother prefers some products in oil prefers la patrona, soda big cola, soup Knorr and cookies gama.

Activity #1

What products prefers in your house write the name.

Oil _____

Soda _____

Soup _____

Cookies _____



SALT – KETCHUP – MAYONNAISE - BUTTER

LESSON VIII



Kelly is going to prepare a recipe she needs to buy salt, ketchup, mayonnaise and butter.

Activity #1

Read the sentences and complete .

1. I like to eat mango with _____.
2. I like to eat bread with ham and _____.
3. I prepare my pancakes with _____.
4. My eggs my mom prepare me with _____.
5. The hamburger I like with _____ and _____.

Activity #2

Now complete with your answers

1. I like the hamburger with _____.
2. I like the orange with _____.
3. I like the eggs with _____.

MEAT – CHICKEN – NAPKIN - COFFEE


LESSON IX



Meat



Chicken



Napkin

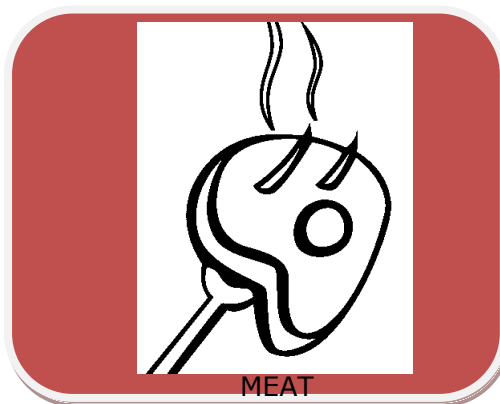



Coffee

I like to eat meat and chicken but my mother prefers meat, my grandmother prefers chicken, my grandfather only prefers drink coffee.

Activity #1

Color what do you prefer meat or chicken .



Activity #2

Listen and complete .

In my house we don't have _____ because my brother use them today we eat

_____ for the lunch and for dinner _____ with _____.

Activity #3

Read and match use different crayons.

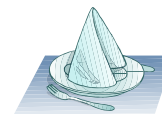
Coffee



Napkin



Meat



Chicken



ADJECTIVES FOR OCCUPATIONS

LESSON X



Busy —————> Ocupado

Brave —————> Valiente

Useful —————> Útil

Efficient —————> Eficiente



My father is a good man, He works at the office He is efficient and brave.

Activity #1

Complete the sentences .

The teacher is _____ she is check the test.

The super heroe is _____.

The police officer is _____.

The pencil is _____.

Activity #2

Draw a person .

Busy

Efficient

Brave

WORKSHEET

Instructions: Read the expression for each clown draw and color. Lee la expresión de cada payaso, dibuja y colorea.



The clown is happy.



The clown is tired.



The clown is hungry.



The clown is angry.




The clown is sad.

WORKSHEET

Instructions: Your mom give a list to buy something and she gives you Q 100.00 What things do you buy. (Tú mamá te dio una lista de compras y te dio Q 100.00 Qué cosas compraste? Escribe el nombre del producto y el precio luego suma.

5 points



Q. 4.95



Q. 3.50



Q. 8.00



Q. 23.00



Q. 6.00



Q. 3.00



Q. 2.10



Q. 1.00



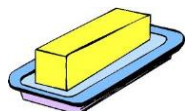
Q. 1.50



Q. 7.50



Q. 12.00




Q. 2.00



Q. 18.00



Q. 35.00



Q. 5.00



Q. 2.00

BIBLIOGRAFÍA

maestroenriquemontano.blogspot.com
es.123rf.com
galeria.dibujos.net
actividadesparadocentes.blogspot.com
www.imagenesydibujosparaimprimir.com
Inglés para niños.Wikispace.com

twistynoodle.com
Tx.english-ch.com
Colorearyaprender.com
Worksheets.com
Imágenes y frases.com
Imágenes pal facebook
Bordes y marcos escolares
aprenentasermaestra.blogspot.com

Galeria de dibujos
Imagui.com
Dibujos y dibujos.com
Stockbridge village primary
Canstockphoto.es
Pinterest.com
Worksheet.fun
Mentamas chocolate.blogs pot.com
Home school worksheets
Rhymes for kids
Kids zone