

# **CBS**

## **Colegio Bautista Shalom**



### **English**

### **Sixth grade**

### **Cuarto Bimestre**

## INDEX

### WEEK I

Do a reservation.

### WEEK II

At the restaurant.

### WEEK III

I Would like to eat.

### WEEK IV

Dreams come true.

### WEEK V

I want to be.

### WEEK VI

Role play

Worksheets



## AT THE RESTAURANT

### LESSON I



I would like to make a reservation.

My name is George.

I would like to book a table, please

For tomorrow

Evening at seven o'clock

To four persons

I have a reservation

Thank you



Ok What is your name?

When for?

For what time?

For How many people?

Good

Yes you have a reservation.

Have a nice day.

When ( Today, net weekend , net Friday, )

What time ( Morning, afternoon, night) Half past, o'clock. )

Farewells ( Bye, see you soon, God bless you )



#### Activity #1

Write names from restaurants.

1. \_\_\_\_\_

2. \_\_\_\_\_

3. \_\_\_\_\_

4. \_\_\_\_\_

5. \_\_\_\_\_

## WHAT WOULD YOU LIKE TO EAT?

### Lesson II



I would like Chicken wings, a baked potato, garden salad and an ice cream.

## Menu



**APPETIZERS**

- fruit cup/ fruit cocktail
- tomato juice
- shrimp cocktail
- chicken wings
- nachos
- potato skins

**SALADS**

- tossed salad/ garden salad
- Greek salad
- spinach salad
- antipasto (plate)
- Caesar salad

**ENTREES**

- meatloaf
- roast beef/ prime rib
- baked chicken
- broiled fish
- spaghetti and meatballs
- veal cutlet

**SIDE DISHES**

- a baked potato
- mashed potatoes
- french fries
- rice
- noodles
- mixed vegetables

**DESSERTS**

- chocolate cake
- apple pie
- ice cream
- jello
- pudding
- ice cream sundae

### Activity #1

Use your dictionary if is necessary and write what would do you eat now?

Appetizers \_\_\_\_\_

Salad \_\_\_\_\_

Entrees \_\_\_\_\_







Side dishes \_\_\_\_\_

Desserts \_\_\_\_\_



### Activity #2

Write a menu from each time and write the prices.




---

---

---

---



---

---

---

---



---

---

---

---



## AT THE RESTAURANT

### Lesson III

Waiter: Hello, Can I help you?  
 Kim: Yes, I'd like to have some lunch.  
 Waiter: Would you like a starter?  
 Kim: Yes, I'd like a bowl of baked chicken, please.  
 Waiter: And what would you like other?  
 Kim: I'd like a Greek salad .  
 Waiter: Would you like anything to drink?  
 Kim: Yes, I'd like a glass of Coke, please.


#### After Kim has her lunch.

Waiter: Can I bring you anything else?  
 Kim: No thank you. Just the bill.  
 Waiter: Certainly.  
 Kim: How much is the lunch?  
 Waiter: That's \$6.75.  
 Kim: Here you are. Thank you very much.  
 Waiter: You're welcome. Have a good day.  
 Kim: Thank you, the same to you.



### Activity #1

Draw and write your favorite drink.



My favorite drink is \_\_\_\_\_.


### Activity # 2

Copy in your notebook the extra vocabulary and practice the pronunciation.



## MAKING DREAMS COME TRUE

### LESSON VI



TV announcer



Writer



Teacher



Dancer



flier attendant



Pilot



Chef



Scuba diver



Engineer



What do you like to be?  
I like to be a chef  
Really why?  
Because I like to prepare  
Different kind of food and you?  
I want to be a flier attendant and travel around the world.

#### Activity #1

Read the text again and answer the questions .

1. What does Lisa like to be? \_\_\_\_\_
2. What does Carolyn want to be? \_\_\_\_\_
3. Why does Lisa like to be a chef? \_\_\_\_\_
4. What does Carolyn do? \_\_\_\_\_


## Activity #2

Write and draw what do you like to be?



## TV ANNOUNCER – WRITER- FLIER ATTENDANT

### LESSON VII



TV announcer



Writer



flier attendant



Hello my name is Luis. I am a TV announcer and I present the news.



Hi my name is Julio I am a writer and I wrote three books.



Hello my name is Rossy I am a flier attendant and I travel around the world guiding and serving people in a plane .

## Activity # 1

Write according to the questions.

If you will a writer About What do you write? \_\_\_\_\_

If you will a TV. announcer in Which program Do you like to work? \_\_\_\_\_.

If you will a flier attendant What place Do you want to visit first?\_\_\_\_\_.

## WEEK 5



# TEACHER – CHEF – ENGINEER

## LESSON IX



Teacher



Chef



Soccer player

**TIPS:** you can use want to be would like to be – I am going to be .

Examples:

I want to be a teacher.

I am going to be a chef.

I would like to be an engineer.

Activity #1

Order the word.

1. A wants my to brother be chef \_\_\_\_\_

2. Teacher to a she be likes \_\_\_\_\_

3. A would engineer they like be to \_\_\_\_\_

Activity #2

Listen and complete.

I want to be a famous \_\_\_\_\_ a chef that sound interesting what do you

\_\_\_\_\_ to be?

I want to be an \_\_\_\_\_ and \_\_\_\_\_ buildings

and my sister are going to be a \_\_\_\_\_.

### Activity #3

Fill the square with the correct objects.

TEACHER	ENGINEER	CHEF

### DANCER – PILOT – SCUBA DIVER

#### LESSON X



Dancer



Pilot



Scuba diver



I have a dream when I grow up I want to be a scuba diver and know the life under the sea, know new species and tell about this to everybody.

### Activity #1

Read the following text.


One night, Wilson dreamed, he was a scuba diver, the following day, he told her friends.  
Last night, I dreamed I was a scuba diver  
I can wear a diver's suit and I study life under water.

What a beautiful dream that night Wilson had a different dream he dreamed he was a dancer. It was a nice dream he can dance like a professional dancer he told her friends.  
Wilson thought about his dream for a long time and finally made a decision when I group I want to be a pilot and I want to travel around the world.



## WORKSHEET

Instructions: Make a reservation using the following information. Hacer una reservaci3n con la siguiente informaci3n. **Restaurant : La Estancia, 4 people, on sunday, at 6:30.**



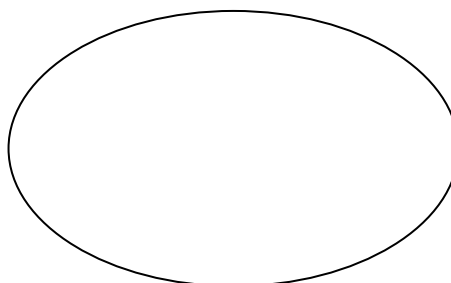
## WORKSHEET

Instructions: Write a short conversation at the restaurant. Escribe una conversación corta en el restaurante.

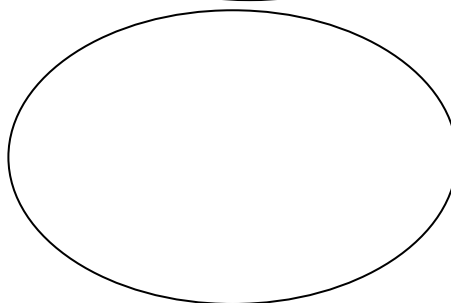


# WORKSHEET

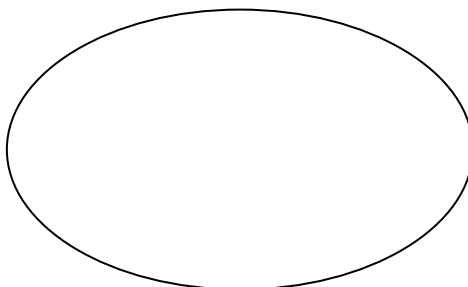
Instructions: Cut an object that they need to do their job and write the name. ( Corta y pega un objeto que utilicen cada uno para realizar su trabajo y escribe el nombre.



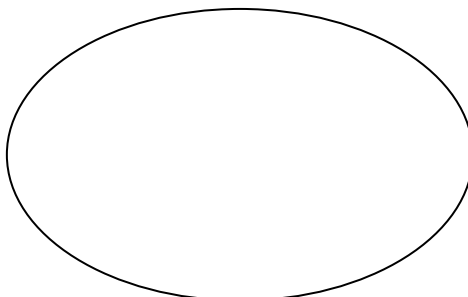

---



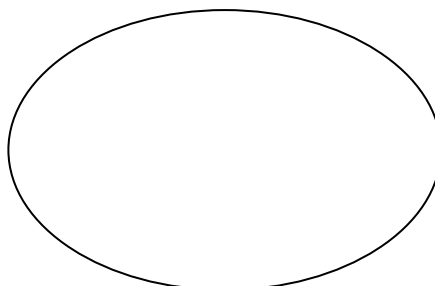
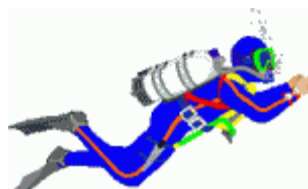

---




---




---




---



## WORKSHEET

Instructions: Read the following story and draw something about it. ( Lee el siguiente cuento y dibuja algo sobre él.

### TIME IS VALUABLE

Anthony was a very lazy boy and always used to postpone things. One day his father called him and made him understand the value of time that one should always do things on time. Anthony promised his father that he would never postpone things.

One day, he came to know that he had won the first prize in a singing competition that was held the previous month. He was asked to collect the prize the same day. He didn't care and went to collect the prize the next day. But the prize became useless for him, as it was a ticket to a circus show, which was held the previous day.

Anthony learn a Lesson from this  
The End..



### BIBLIOGRAFÍA

---

es.123rf.com  
tomatosverdes.blogspot.com  
es.funchoices.com  
www.dibujosparapintar.com  
www.freebievectors.com  
www.witlab.es  
www.imagenesy dibujosparaimprimir.com  
Inglés para niños.Wikispace.com  
Tx.english-ch.com  
Colorearyaprender.com  
<http://www.speakenglish.co.uk/>  
<http://tx.english-ch.com/>  
  
<http://esl.about.com/>  
comeqtepillito.blogspot.com  
exploranuncajamas.blogspot.com -  
teaching together-cambridgeenglish.blogspot.com  
  
www.steelgrillrestaurant.com  
  
www.freepik.es  
  
wikihow.com  
  
taringa.net  
cuentosparachicos.com  
  
wikisaber.es  
  
Worksheets.com  
Imágenes y frases.com  
bitstrips.com  
Bordes y marcos escolares  
Vectorizados.com  
aprenentasermaestra.blogspot.com  
  
Galeria de dibujos  
Imagui.com  
Imágenes y dibujos para imprimir  
Dibujos y dibujos.com